

Section 8 - Repair Parts List

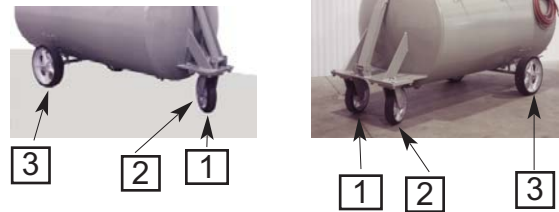
8.1 Wheels and Casters

TW Transport For models SE50-300TW, SE50-400TW

| | | |
|---|------------------------------------|---|
| 1 | Part no. SP-270 | Caster-Swivel 12" x 3" MO, RT, RB |
| 2 | Part no. SP-270-1 | Wheel, 12" x 3" Rubber, Roller Bearing, 3 1/2" Hub Length, 1" Axle |
| 3 | Part no. SP-271 | Wheel, 16" x 4" Rubber, Roller Bearing, 4 1/4" Hub Length, 1-1/4" Axle |

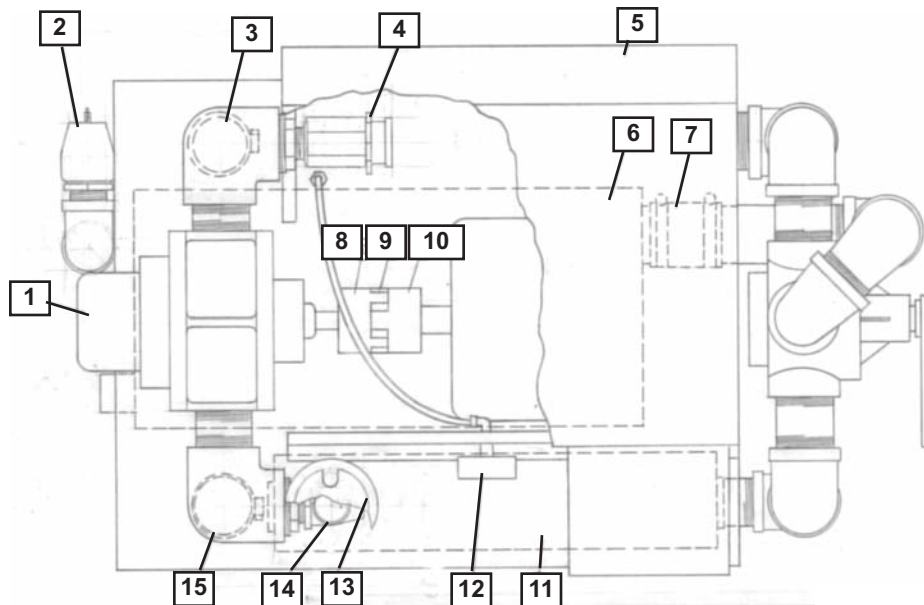
TW Transport For models SE50-500TW

| | | |
|---|------------------------------------|---|
| 1 | Part no. SP-270 | Caster-Swivel 12" x 3" MO, RT, RB |
| 2 | Part no. SP-270-1 | Wheel, 12" x 3" Rubber, Roller Bearing, 3 1/2" Hub Length, 1" Axle |
| 3 | Part no. SP-275 | Wheel, 16" x 5" Rubber, Roller Bearing, 5 1/4" Hub Length, 1-1/2" Axle |



8.2 Pump Parts

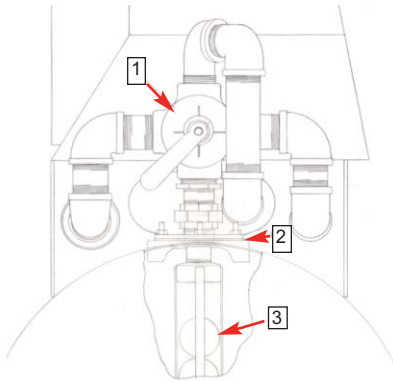
For models SE50-300TW, SE50-400TW, SE50-500TW, SE50-600CB1



| | | | | | |
|---|----------|--|----|----------|---|
| 1 | SP-388 | Vacuum Pump | 9 | SP-390 | Flexible Coupling Spider |
| 2 | SP-446 | Pressure Relief Valve, 1-1/4" x 1-1/2", 8 psi | 10 | SP-391 | Flexible Coupling Body, 1- 1/8" Bore |
| 3 | A220-277 | Flexible Coupling, 2" Pipe | 11 | SP-394 | Muffler, U5-1-1/2 |
| 4 | SP-506 | Vacuum Relief Valve, 1" | 12 | SP-195 | Vacuum Pressure Gauge, 2-1/2" Back Mount |
| 5 | A220-278 | SE50 Hood | 13 | SP-442 | Muffler, 1", N10 |
| 6 | SP-441 | Muffler, 22070 | 14 | SP-443 | Pressure Relief Valve, 1" |
| 7 | A220-277 | Flexible Coupling, 2" Pipe | 15 | A220-277 | Flexible Coupling, 2" Pipe |
| 8 | SP-389 | Flexible Coupling Body, 3/4" Bore | | | |

8.3 VALVE AND FLOAT CONTROL PARTS ASSEMBLY

For Models: SE50-300TW, SE50-400TW SE50-500TW, SE50-600CBI



| | | |
|---|----------|------------------------------------|
| 1 | SP-444 | 4-Way Valve |
| 2 | A220-483 | Float control Square Flange Gasket |
| 3 | A210-148 | Float control Assembly, 1-1/4" |

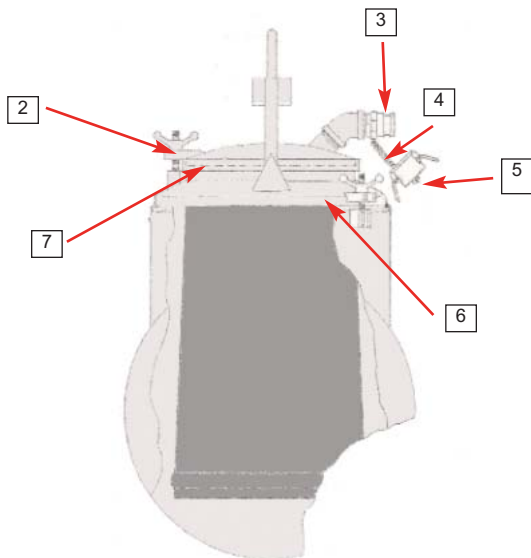
8.4 TANK COMPONENTS For Models: SE50-300TW, SE50-400TW SE50-500TW, SE50-600CBI



| | | |
|---|----------|----------------------|
| 1 | SP-104 | Wing Nut, 1/2-13 |
| 2 | A210-305 | Cleanout Door Gasket |

8.5 F50 FILTER COMPONENTS

For Models: SE50-300TW, SE50-400TW SE50-500TW, SE50-600CBI



| | | |
|---|-----------|--|
| 1 | A-220-275 | Filter Lid Assembly, F50 |
| 2 | SP-386 | Wing Nut, 5/8-11 |
| 3 | SP-375 | Disconnect Adapter, 2" Male Threads, F |
| 4 | SP-373 | 6" Security Chain |
| 5 | SP-374 | Disconnect Cap, 2", V |
| 6 | A220-276 | Pot Lid Gasket |
| 7 | A-220-274 | Filter Lid Gasket F50 |
| 8 | A220-336 | Filter Sleeve, 5 cubic feet, Regular Weave F50 |
| 9 | A220-583 | Filter Sleeve, 5 cubic feet, Fine Weave, F50 |

8.6 TOOLS AND ACCESSORIES

For Models: SE50-300TW, SE50-400TW SE50-500TW, SE50-600CBI

| | | | |
|---|---|------------|---|
| 1 |  | A-210-965 | STRAIGHT NO, , LE , FITS 2, HOSE, |
| 2 |  | A-220-151 | FLARE NO, , LE , FITS 2, HOSE, |
| 3 |  | A-220-152 | FLEXIBLE NO, , LE , FITS 2, HOSE, |
| 4 | <i>Not Pictured</i> | A-220-562 | NO, , LE VALVE, 1, |
| 5 |  | A-220-147R | HOSE ASSEMBLY, 2, I.D. X 16, LONG, CLEAR |
| 5 |  | A-220-147R | HOSE ASSEMBLY, 2, I.D. X 16, LONG, RED |
| 6 |  | A-220-145 | DISPENSING HOSE ASSEMBLY, CLEAR, 1-1, 4, I.D. X 16, LONG |