




## Section 8 - Repair Parts List



### 8.1 Wheels and Casters

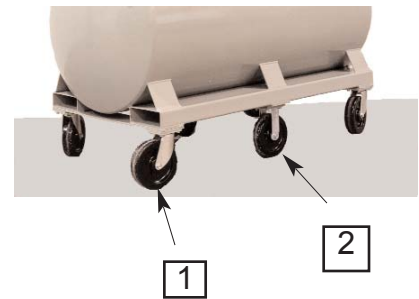
**PT Transport** For models:SE10-90PT, SE10-140PT and SE10-175PT

1		<b>Part no. SP-365</b>	Caster-Swivel 8 x 3" Poly, Roller Bearing
2		<b>Part no. SP-553</b>	Wheel, 12" x 3" Poly, Roller Bearing






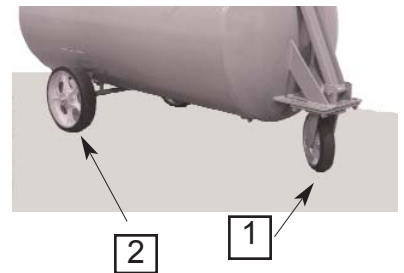
**PL6 Transport** For models: SE10-90PL6, SE10-140PL6 AND SE10-175PL6

1		<b>Part no. SP-297</b>	Caster-Swivel 8" RB-Phenolic
2		<b>Part no. SP-298</b>	Caster-Rigid 8" RB-Phenolic
3		<b>Part no. SP-531</b>	Wheel Brakes




**TW Transport** For models: SE10-90TW, SE10-140 TW AND SE10-175TW

1		<b>Part no. SP-270</b>	Caster-Swivel 12" x 3" MO, RT, RB
2		<b>Part no. SP-270-1</b>	Wheel, 12" x 3" Rubber, Roller Bearing, 3 1/2" Hub Length, 1" Axle
3		<b>Part no. SP-270-2</b>	Wheel, 16" x 3" Rubber, Roller Bearing, 3 1/4" Hub Length, 1" Axle



**PM Transport** For models: SE10-90PM, SE10-140PM AND SE10-175PM

		<b>SP-553</b>	Wheel, 12" x 3" Poly, Roller Bearing
--	-------------------------------------------------------------------------------------	---------------	--------------------------------------

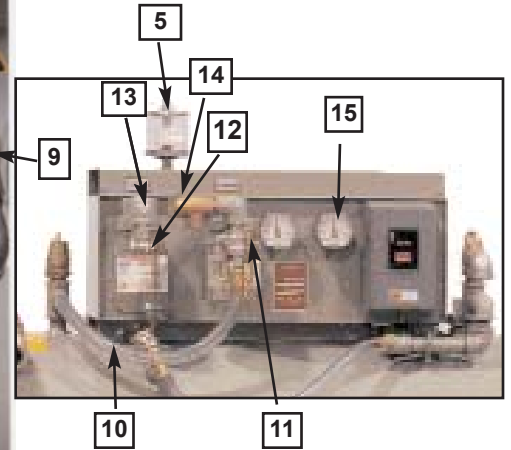



## 8.2 SE10 PUMP

SE10-90PT  
SE10-90TW  
SE10-90PL6  
SE10-90PM  
SE10-90CB1

SE10-140PT  
SE10-140TW  
SE10-140PL6  
SE10-140PM  
SE10-140CB1

SE10-175PT  
SE10-175TW  
SE10-175PL6  
SE10-175PM  
SE10-175CB1



1	A220-156	HOOD	NOT PICTURED	12	SP-260	VACUUM INTAKE TRAP, 3/4"	
2	SP-385	FLEXIBLE COUPLING FLANGE, 5/8"		13	SP-300(3/4)	DISCONNECT ADAPTER, 3/4", MALE THREADS, F	
3	SP-384	FLEXIBLE COUPLING SLEEVE		14	SP-334	PRESSURE RELIEF VALVE, 3/4"	
4	SP-383	FLEXIBLE COUPLING FLANGE, 3/4"		15	SP-195	VACUUM-PRESSURE GAUGE, 2-1/2" BACK MOUNT	
5	SP-412	OIL RESERVOIR		16	SP-434	REPAIR KIT FOR VACUUM PUMP	NOT PICTURED
6	SP-282A	VACUUM PUMP ASSEMBLY	NOT PICTURED	17	SP-260-FA	MUFFLER TRAP FILTER ELEMENT	
7	SP-335	VACUUM RELIEF VALVE, 3/4"		18	SP-302(3/4)	COUPLER GASKET, 3/4"	
8	A210-187	FLOAT CONTROL ASSEMBLY		19	SP-260JO	GLASS JAR (QUART)	
9	SP-437K	PRESSURE RELIEF VALVE, 1" WITH ELBOW		20	SP-303(3/4)	MUFFLER TRAP 3/4"	
10	A220-153	CONNECTING HOSE, 3/4" X 22" LONG		21	SP-259	METAL JAR	
11	SP-301(3/4)	DISCONNECT COUPLER, 3/4", FEMALE THREADS					



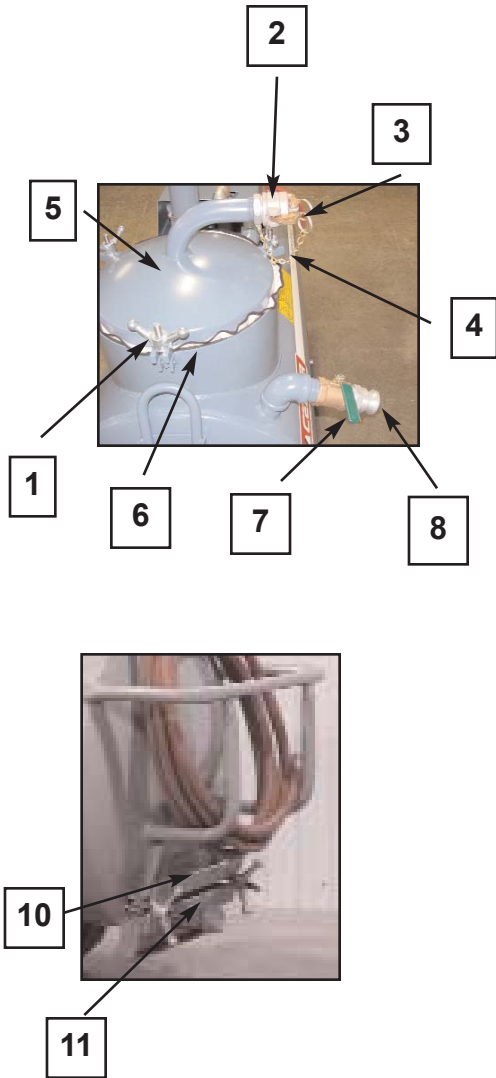
### 8.3 TANK COMPONENTS

SE10-90PT  
SE10-90TW  
SE10-90PL6  
SE10-90PM  
SE10-90CB1

SE10-140PT  
SE10-140TW  
SE10-140PL6  
SE10-140PM  
SE10-140CB1

SE10-175PT  
SE10-175TW  
SE10-175PL6  
SE10-175PM  
SE10-175CB1

SE10 ELECTRIC SUMP CLEANER/FILTER



1		SP-104	Wing Nut - 1/2-13
2		SP-405	Adapter, Disconnect, Female Threads
3		SP-371	Disconnect Cap, 1-1/2"
4		SP-373	Security Chain with small hooks
5		A220-381	Pot Lid Assembly
6		A210-305	Pot Lid Gasket - 16" diameter & round clean-out door
7		SP-465	Butterfly Valve, 1-1/2"
8		SP-368	Adapter, 1-1/2", Disconnect, Male Threads
9	Not Shown	A220-156	CE10 Hood
10		A210-165	Gasket, rectangular, cleanout door
11		A220-240	Cleanout Door Assembly

