



Section 8 - Repair Parts List


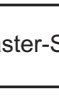
8.1 Wheels and Casters


PT Transport For models:SA5-90PT, SA5-140PT and SA5-175PT

1		Part no. SP-365	Caster-Swivel 8 x 3" TRB-Poly
2		Part no. SP-366	Wheel, 12" x 3" Poly, TRB







PL6 Transport For models: SA5-90PL6, SA5-140PL6 and SA5-175PL6

1		Part no. SP-297	Caster-Swivel 8" RB-Phenolic
2		Part no. SP-298	Caster-Rigid 8" RB-Phenolic
3	NOT PICTURED	Part no. SP-531	Wheel Brakes




TW Transport For models: SA5-90TW, SA5-140TW and SA5-175TW.

1		Part no. SP-270	Caster-Swivel 12" x 3" MO, RT, RB
2		Part no. SP-270-1	Wheel, 12" x 3" Rubber, Roller Bearing, 3 1/2" Hub Length, 1" Axle
3		Part no. SP-270-2	Wheel, 16" x 3" Rubber, Roller Bearing, 3 1/4" Hub Length, 1" Axle



PM Transport For models SA5-90PM, SA5-140PM and SA5-175PM

	SP-366	Wheel, 12" x 3" Poly, TRB
---	---------------	---------------------------



8.2 SA5 PUMP


For models:














SA5-90PT
SA5-140PT
SA5-175PT

SA5-90PL6
SA5-140PL6
SA5-175PL6

SA5-90TW
SA5-140TW
SA5-175TW

SA5-90CB1
SA5-140CB1
SA5-175CB1



1		A220-433	Muffler Assembly, 1 1/4"
2		SP-437K	Value-Pressure Relief 1", 8 psi, w/elbow
3		SP-464	Butterfly valve - 1 1/4"
4		SP-306	Valve - Swing Check 1/2"
5		SP-276	Pressure Regulator 1/2"
6		SP-277	Line Strainer, 1/2"
7		SP-382	Rupture Disc with 2 Gaskets
8		SP-194	Gauge - Vacuum Pressure 2 1/2"
9		A210-148	Float Control Assembly (2 balls) 1 1/4"
10		SP-110	Valve - Swing Check 1 1/4"
11		SP-318B	Air Exhauster, 1-1/4"
12		SP-463	Butterfly Valve - 1"
13		SP-173	Hose, Air 1/2" x 20'



8.3 TANK COMPONENTS

For models:


SA5-90PT,
SA5-140PT
SA5-175PT

SA5-90PL6
SA5-140PL6
SA5-175PL6

SA5-90TW
SA5-140TW
SA5-175TW

SA5-90CB1
SA5-140CB1
SA5-175CB1

SA5 Air - Operated Sumpcleaner/Filter




1		SP-104	Wing Nut - 1/2-13
2		SP-405	Adapter, Disconnect, Female Threads
3		SP-452	Cap - Bleed Off, 1-1/2"
4		SP-373	Security Chain with small hooks
5		A220-381	Pot Lid Assembly
6		A210-305	Pot Lid Gasket - 16" diameter & round clean-out door
7		SP-465	Butterfly Valve, 1-1/2"
8		SP-368	Adapter, 1-1/2", Disconnect, Male Threads
9		A220-158	SA5 Hood
10		A210-165	Gasket, rectangular, cleanout door
11		A220-240	Cleanout Door Assembly



8.4 FILTER COMPONENTS

For models:

SA5-90PT
SA5-140PT
SA5-175PTSA5-90PL6
SA5-140PL6
SA5-175PL6SA5-90TW
SA5-140TW
SA5-175TWSA5-90CB1
SA5-140CB1
SA5-175CB1

1		A210-431	Basket Assembly F10
2		B210-530	Strainer Bag 1.0 cu.ft. Polypropylene
2		A210-529C	Strainer Bag 1.0 cu. ft. Coarse
2		A210-529F	Strainer Bag 1.0 cu.ft. Fine
3	See Photo.	F23 1-1/2" 24"	F23 Filter Option 90 Gallon Tanks
3	See Photo.	F23 1-1/2" 30"	F23 Filter Option 140, 175 Gallon Tanks
4		A220-101	Strainer Sleeve 2.3 cu.ft. Regular weave Polypropylene
4		A220-560	Strainer Sleeve 2.3 cu.ft. White, Fine Weave Polypropylene
5		SP-104	Wing Nut 1/2-13
6		A220-103	Filter Lid Assembly F23 1-1/2
7		A220-102	Gasket, Filter Lid (F23) - 10-3/4 diameter
8		SP-405	Adapter, 1-1/2", Disconnect, Female Threads
9		SP-452	Cap - Bleed Off 1-1/2"
10		SP-373	Security Chain with small hooks 6"










SA5 Air -Operated Sumpcleaner/Filter



8.5 TOOLS & ACCESSORIES

For models: SA5-90PT SA5-90PL6 SA5-90TW SA5-90CB1
 SA5-140PT SA5-140PL6 SA5-140TW SA5-140CB1
 SA5-175PT SA5-175PL6 SA5-175TW SA5-175CB1

SA5 Air - Operated Sumpcleaner/Filter

1	A-220-149	NOZZLE ASSEMBLY FLARE, 1-1/2"	
2	A-210-474	NOZZLE, STRAIGHT, 1-1/2"	
3	A-220-150	NOZZLE ASSEMBLY, FLEXIBLE	
4	A-220-142	HOSE ASSEMBLY, SUMP CLEANER, 1-1/2" X 16' CLEAR, FLEXIBLE PVC	
5	A-220-142R	HOSE ASSEMBLY, SUMP CLEANER, 1-1/2" X 16' RED	
6	A-220-436	HOSE ASSEMBLY, EXTENDER, 1-1/2" X 10', CLEAR	
7	A-220-436R	HOSE ASSEMBLY, EXTENDER, 1-1/2" X 10', RED	
8	A-220-143	HOSE ASSEMBLY, EXTENDER, CLEAR, 1-1/2" X 16', CLEAR	
9	A-220-143R	HOSE ASSEMBLY, EXTENDER, 1-1/2" X 16', RED	
10	A-220-623	FLOOR SQUEEGEE FOR 1-1/2" HOSE ASSEMBLY	